



National Professional Practice Examination (NPPE) Candidate Guide

NPPE participating associations





Table of Contents

Exam contact information	3
Study materials	4
Textbooks.....	4
Additional Free Study Materials	4
NPPE practice test site	5
Registration process.....	6
Testing accommodations	6
Virtual/remote proctoring and test centres	7
Confirmation email process for virtual/remote proctoring.....	7
Rescheduling, cancellations, refunds.....	8
Exam day process – Virtual/Remote Proctoring	8
Exam day process – Test Centre Locations	9
Exam security and exam irregularities.....	10
2022/2023 exam administration dates.....	12
Exam fees	12
Exam scoring and results	12

Draft date: May 6, 2022



Overview

This NPPE Candidate Guide is the official guide to policies and procedures for the NPPE. All candidates are strongly encouraged to read this document before starting the exam registration process. It is your responsibility to make sure that you have the current version of this document.

The National Professional Practice Examination (NPPE) confirms knowledge of several content areas as outlined by the exam blueprint. Thirteen engineering and geoscience self-regulatory organizations across Canada use the NPPE as one of their requirements for licensure.

To be eligible to take the NPPE, you must have submitted an application for professional membership (those who have not submitted an application to your provincial association for membership will not be allowed to register for the exam).

The exam is computer-based and is administered through Meazure Learning, a merger of Yardstick, a Canadian computer-based testing vendor, and ProctorU, an online proctoring service. There are five exam administration sessions offered per year.

The exam format is 110 multiple choice questions, each with four options and only one correct answer per question. All questions are scored 0 (incorrect) or 1 (correct) with no penalty for guessing. The time to take the exam is 2.5 hours. In some jurisdictions (e.g., EGBC) the examination contains an essay; therefore, the exam is 3.5 hours in duration.

Exam contact information

Questions regarding the NPPE are best directed to your provincial association. For Alberta applicants to APEGA contact: nppe@apega.ca



Study materials

The exam blueprint outlining the content areas that are covered on the exam can be found on the APEGA website: <https://www.apega.ca/apply/membership/exams/national-professional-practice-exam-nppe/blueprint>

The blueprint is a guide to help applicants determine what information they need to know and to bring to the exam in order to demonstrate their knowledge of the material. Although there are recommended study materials that are listed below, applicants can gain mastery of the topics covered on the exam any way that works best for them.

Textbooks

Below are suggested resources to help you prepare for the NPPE. It is up to you to determine what resources are best to prepare for the exam, most applicants find using one ethics textbook and at least one of the law textbooks helpful:

Canadian Professional Engineering and Geoscience: Practice & Ethics, Fifth or Sixth Edition, 2014/2018 by Gordon C. Andrews, Patricia Shaw, John McPhee

Practical Law of Architecture, Engineering, and Geoscience, Second or Third Canadian Edition, 2011/2015 by Brian M. Samuels and Doug R. Sanders

Law for Professional Engineers: Canadian and Global Insights, Fifth Edition, 2019 by Donald L. Marston

Practical Guide to Ethics and Professional Practice for Engineers and Geoscientists, First Edition, 2022 by Brian M. Samuels and Doug R. Sanders

These textbooks can be purchased directly from the publishers and through physical or online book retailers.

Additional Free Study Materials

Below are free study materials that can be used to help prepare for the examination.

[A Guide to Copyright](#)

[A Guide to Industrial Designs](#)

[A Guide to Patents](#)

[A Guide to Trademarks](#)

[Concepts of Professionalism](#)



[Engineering and Geoscience Professions Act](#)
[Guideline for Ethical Practice](#)
[Occupational Health and Safety Act](#)
[Royal Bank of Canada article – “The Soul of Professionalism”](#)

NPPE practice test site

Practice tests created from previously administered NPPE questions, are available for optional purchase from the official NPPE practice test site: www.nppepractice.com

The NPPE practice tests offered through the website provide candidates preparing for the NPPE, test questions to become familiar with the types of questions that will be asked on the actual NPPE.

All candidates that take the NPPE practice tests receive a detailed diagnostic report showing the blueprint areas of strength and weakness as well as a question-by-question level breakdown of which questions were answered correctly or incorrectly with rationales as to why the correct answer to each question is correct.

The practice tests are administered using the same computer-based testing platform as the actual NPPE ensuring that the testing interface and features are identical to the actual NPPE. This helps familiarize candidates with the look and feel of the NPPE to help reduce test anxiety. The practice test questions were previously administered questions that appeared on previous NPPE exams and are meant to give candidates an approximation of the types of questions that test the blueprint areas assessed on the exam. The difficulty of the practice test questions are not identical to those that appear on the actual NPPE examination and passing the NPPE practice test is not a guarantee that a candidate will pass the NPPE exam.



Registration process

Registering for the NPPE is done through each provincial association. For more information regarding registration in your jurisdiction contact your provincial association. For Alberta APEGA applicants, registration for the NPPE is done through myAPEGA: <https://www.apega.ca/portal-login>

Testing accommodations

Specific testing needs can be accommodated for those candidates who are taking the NPPE. Testing accommodations can include:

- extended testing time
- extra breaks
- reduced-distraction testing rooms (for test centres only)
- larger font (available to all candidates in the stock exam interface)

To submit a request for testing accommodations, contact your provincial regulator when registering for the exam. For Alberta APEGA applicants contact: nppe@apega.ca Supporting documentation from a health care or education specialist (written within the last three years) is required outlining:

- details of the disability
- details why testing accommodations are needed for a computer-based exam based on the disability
- specifically, what accommodations are required due to the disability (e.g., one hour of extra time is required due to a visual impairment)

You must submit the testing accommodation request and supporting information before the registration deadline. If received after the registration deadline, your exam will be rescheduled to the next session.



Virtual/remote proctoring and test centres

Since April 2020, the NPPE has shifted from being administered mostly in test centres to 100% virtual proctoring. Virtual proctoring is a process where candidates take the NPPE via a computer with a webcam and a high-speed internet connection where they are proctored (supervised) by a virtual proctor via their computer. Virtual proctoring is sometimes referred to as “remote”, “virtual”, or “online proctoring” and in the context of the NPPE these are all referring to the same process of a candidate taking the exam in their home and being monitored by a proctor through the internet via webcam, audio, etc. Meazure Learning is the remote proctoring company used for the exam, which will be mentioned in the booking email that explains how to book the exam date and time.

Virtual proctoring will likely be the preferred delivery method for the exam going forward, with test centres as an option when they reopen. Computer-based test centres to take the NPPE are located across Canada in every province and territory but are currently closed due to COVID. As part of the registration process for test centres, you will be asked to provide your preferred test centre location, and date/time to take the exam. Every effort is made to accommodate your preference on a first registered first accommodated basis. In some cases, due to space limitations or other factors your preferences may not be able to be accommodated but all candidates that register to take the exam in an administration window will be able to take the exam.

Confirmation email process for virtual/remote proctoring

In the case of exams done remotely, candidates will be sent an email from Meazure Learning with instructions on how to book their remote exam date and time for the exam (based on availability). It is important to check your junk email folder to ensure that the email is not accidentally filed there. Should you not receive an email with this confirmation information at least three weeks prior to the examination date, you should contact Meazure Learning immediately and request that an exam granted email be resent to you: testingsupport@getyardstick.com

It is very important that candidates choose their time zone carefully, as booking yourself in an incorrect time zone can lead to your exam time being missed (it is listed in a [24 hour clock format](#)). Also, if your location changes at the last minute, you will need to update this information with Meazure Learning prior to your exam day and change your time zone if necessary. Booking an incorrect time zone and missing your scheduled exam time will result in a second exam fee charge if you are rebooked.



Rescheduling, cancellations, refunds

Prior to the exam registration deadline, the exam may be cancelled and refunded or deferred to a different session. Once the exam deadline has passed, the exam fee is non-refundable. Deferrals can be requested until the exam booking deadline (listed in the Meazure Learning booking email), in the event of a medical emergency or illness, death in the family, court appearance, or military duty. A deferral form can be requested through your provincial association. For Alberta APEGA applicants contact: nppe@apega.ca to obtain a deferral form. Appropriate supporting documentation such as a doctor's note must be provided.

Exam day process – Virtual/Remote Proctoring

Candidates will receive a booking confirmation email from Meazure Learning that explains the virtual exam process and the steps they should take on exam day. It is important to run all the computer checks that are suggested, and to ensure that all the computer requirements are met, including having a webcam (anything other than a webcam, such as a cellphone, is unacceptable). The exam program cannot be downloaded until the day of your exam so there is no way to check if it will work prior to exam day. There is a short video tutorial that may be helpful, that you can watch through the Meazure Learning FAQ page here <https://www.meazurelearning.com/products/meazure-exam-platform/online-proctoring-faq>. It is best to take the exam in your home because you are more in control of the security and administrative privileges on home Internet networks and home computers. If you take the exam using a work computer or using your work network, you are likely to encounter issues (e.g., firewalls, restrictions on installing the necessary software to take the exam, etc.) and if you are rescheduled because of that, it will result in an additional exam fee charge.

It is also very important to note that candidates have a 15-minute window to log on to the exam program, or the exam will be cancelled. Due to the high internet usage currently occurring, connecting to the virtual proctor may take up to 30 minutes after candidates log on. Only click the link once. **Do not log off and log back in if you do not connect right away or exit out of the browser**, as this will be viewed by the virtual proctor as the exam session being cancelled. Think of this process as boarding a plane and then sitting and waiting for the plane to take off. Just as you would not get off the plane, do not log out of your connection to the exam program, just wait for the proctor to connect. It is completely ok if this connection time bypasses your exam start time, as long as your initial connection is still open. If technical issues occur trying to connect to your exam or during your exam, you must contact Meazure Learning as soon as possible. The contact information will be in your booking confirmation email, it is best to call for an immediate



response. You are allowed one optional washroom break during the exam, and the exam timer will not stop during this break. This washroom break will be noted by the virtual proctor. If you require multiple bathroom breaks due to a medical issue, please let your association know when you register for the exam, and it will be noted as a testing accommodation. If there are technical issues out of your control that prevent you from taking your exam, a rebooking option may be available to you, depending on availability. This would be a last resort option if all other appropriate steps were taken.

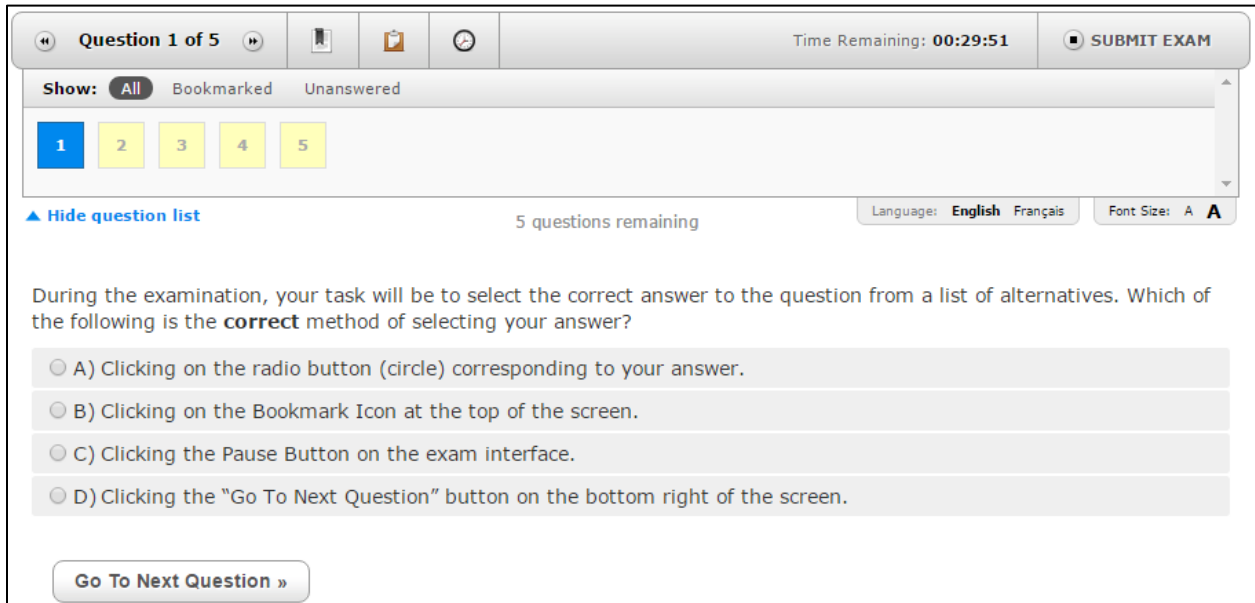
Exam day process – Test Centre Locations





On exam day it is recommended to have a copy of your confirmation email sent by Meazure Learning to take with you to the exam (whether on your phone or printed), as well as a piece of valid (non-expired) government issued photo ID. If your ID is expired, you will not be permitted to take the exam and you will need to re-pay and re-register for the next examination session. The first and last name on your confirmation email and your ID must match exactly. If it does not you may not be permitted to take the NPPE. If you know in advance that the first and last name on your ID does not match the first and last name on your confirmation email you should contact Meazure Learning support immediately to let them know: testingsupport@getyardstick.com

Please read the booking confirmation email from Meazure Learning carefully as it specifies items that will be allowed or not allowed into the test centre (For example you may bring a clear water bottle, you cannot bring in a pencil or paper). Do not arrive late to the exam or you will not be admitted into the exam room. If you require any information about parking or directions ahead of time, please contact Meazure Learning, their contact information will be in the confirmation email you receive from them.

Once you have been admitted to the testing room and have been seated at your assigned computer the proctor will read instructions to you regarding the exam. Once the instructions have been read you will be able to start the exam and will take the exam using the test taking interface.

The Meazure Learning exam testing interface for the NPPE is designed to be highly intuitive and provides tools (e.g., bookmarking questions, writing notes on questions, ability to increase or decrease the font size, etc.) to assist candidates in taking the exam. Candidates who register for the NPPE will have free access several weeks prior to the exam administration date to become familiar with the NPPE test taking interface. A screenshot of the NPPE exam interface is shown below.



« Question 1 of 5 »    Time Remaining: 00:29:51 

Show: **All** Bookmarked Unanswered

1 2 3 4 5

▲ Hide question list 5 questions remaining Language: English Français Font Size: A A

During the examination, your task will be to select the correct answer to the question from a list of alternatives. Which of the following is the **correct** method of selecting your answer?

A) Clicking on the radio button (circle) corresponding to your answer.

B) Clicking on the Bookmark Icon at the top of the screen.

C) Clicking the Pause Button on the exam interface.

D) Clicking the "Go To Next Question" button on the bottom right of the screen.

Go To Next Question »

Once you have completed the NPPE on exam day you will be prompted to complete a short survey where you will be able to provide feedback on your exam experience.

Exam security and exam irregularities

The following situations may prompt the consideration of invalidating or canceling exam results even though you may have had no responsibility for the event in question:

- Unanticipated cancellation or interruption of testing or deviation from required testing procedures, due to a weather event or other external cause
- Possible advance access to exam content by one or more candidates
- Other disruptions or compromises to the normal testing process

If it is concluded that corrective action is warranted in one of these situations, you may be offered the option to either retest at no additional fee or to receive a full or partial refund of your registration fee provided that you did not cause and were not involved in the conduct that resulted in corrective action. These remedies are your exclusive remedies for such disruptions in testing and potential compromises. If you choose to retest, you must retake the entire exam to produce valid exam results. If you are found to have caused or been involved in the conduct that resulted in corrective action, the matter may be treated as an exam irregularity and all available remedies may be pursued as described elsewhere in this guide.



Fraud, deceit, dishonesty, unprofessional behavior, and other irregular behavior in connection with taking the NPPE are strictly prohibited. Irregular behavior includes but is not limited to the following: failing to work independently; not following the proctor's instructions; impersonating another individual or permitting such impersonation (surrogate testing); possessing prohibited items; communicating with other examinees or any outside parties by way of cell phone, personal computer, the Internet, or any other means during an exam; disrupting other examinees; creating safety concerns; and possessing, reproducing, or disclosing nonpublic exam questions, answers, or other information regarding the content of the exam before, during, or after the exam administration. Evidence of an exam irregularity may be based on your performance on the exam, a report from an administrator or a third party, or other information. The proctor is authorized to take appropriate action to investigate, stop, or correct any observed or suspected irregular behavior, including discharging you from the test center and confiscating any prohibited devices or materials. You must cooperate fully in any investigation of a suspected irregularity. APEGA reserves the right to pursue all available remedies for exam irregularities, including canceling scores and pursuing administrative, civil, and/or criminal remedies. If you are involved in an exam irregularity, the following may occur: invalidation of results, notification to your provincial association, forfeiture of exam fees, and restrictions on future testing. Some violations may incur additional consequences, to be pursued at the discretion of APEGA.

Collusion detection analysis is performed after each exam administration to statistically identify pairs of candidates that may have copied answers. Candidates that are flagged as potentially having colluded will have their examination results withheld pending an investigation into the matter.

Applicants and Professional Members are obligated to report any test security issues they are aware of, whether they occurred before, during or after the exam. Incidents can be reported anonymously to examsecurity@apega.ca.

All candidates must read and digitally sign a candidate statement of understanding prior to taking the NPPE which outlines the expectations and rules for taking the exam.



2022/2023 exam administration dates

The 2022 NPPE administration dates are listed below.

Exam Dates	Registration Deadline
January 24-26, 2022	December 3, 2021
April 4-6, 2022	February 18, 2022
June 6-8, 2022	April 29, 2022
August 22-24, 2022	June 30, 2022
November 7-9, 2022	September 23, 2022

The 2023 NPPE administration dates are listed below.

Exam Dates	Registration Deadline
January 23-25, 2023	December 2, 2022
April 3-5, 2023	February 10, 2023
June 5-7, 2023	April 28, 2023
September 11-13, 2023	July 14, 2023
November 6-8, 2023	September 29, 2023

Exam fees

Examination fees are charged by each participating association. Contact your provincial association, or visit the association website, to find out more information on NPPE pricing in your jurisdiction. For Alberta APEGA applicants the NPPE fees are listed on the APEGA website.

Exam scoring and results

The NPPE conforms to all standards for psychometrically defensible high stakes testing as outlined in the “Standards for Educational and Psychological Testing”.

The NPPE is a criterion-referenced examination and so only pass/fail results will be reported. If you passed the exam, you will not receive detailed score information, only that you passed the exam. Exam results are either pass or fail based on the number of correct answers (1 point per correct answer) you achieved on the operational (scored) questions on the exam. You are not penalized for incorrect answers. The cut score on the NPPE is a scaled score of 65 and determined using a best practice Standard Setting



approach (i.e., the Modified-Angoff Method) where Subject Matter Experts from across Canada participate in setting the minimum standard required (i.e., minimum level of knowledge) for candidates to be able to demonstrate on the exam in order to pass. The scale score of 65 is NOT equivalent to a percent score of 65 (i.e. correctly answer 65% of the questions) due to the statistical equating method we implemented to ensure variations in exam difficulty from each session are taken into account to ensure fairness to all applicants taking an exam. Due to this reason, reverse calculation based on percentage scores from the mastery report to the NPPE scaled score is not possible. Candidates should come to the NPPE ready to demonstrate their knowledge of all of the blueprint areas. Statistical equating is used to ensure that variations in exam difficulty from each session are taken into account to ensure fairness to all applicants taking an exam. ETS, one of the largest and well-respected testing organizations in the world, has published a report that explains test equating in more detail: <https://onlinelibrary.wiley.com/doi/epdf/10.1002/j.2333-8504.2010.tb02236.x>

Each NPPE is scored with no predetermined percentage of candidates that should pass or fail. All exams are scored the same way. First-time takers and repeat takers are graded to the same standard.

All exams include a limited number of experimental items that are not scored and will not have an impact on your results. Including experimental unscored questions on exams is common practice in high stakes testing and allows for the evaluation of the experimental items for potential use in future exams. These items are placed within the exam and are not identifiable as experimental questions.

Exam results are available approximately a week or more before the next registration deadline. Results are not provided over the phone or by email. Candidates that failed the exam are sent a mastery report which outlines the content areas of the exam where the candidate did well and areas where the candidate did not do well and should focus further study. An example mastery report is shown below.

NPPE INDIVIDUAL MASTERY REPORT

Regulator: Canadian Engineering or Geoscience Regulator
For: Jane Doe
ID: 111222

NPPE administration date: February 3-5, 2020
Result: Fail

To assist you in studying for your next writing of the National Professional Practice Examination (NPPE), please find below an individual mastery report. This report provides a summary of how you performed in each of the syllabus areas of the NPPE. This report is intended to assist you in identifying the weak areas in which you need to focus your study to improve in the future.

It is suggested that in preparing for the next examination you focus most on the syllabus areas listed in the mastery report that you did not master and those that you borderline mastered. For example, if the report below shows that you did not master the syllabus area 'III. Professional Practice' the topic areas covered within this syllabus area should be studied in depth before attempting the examination again because you selected the correct answer for less than 55% of the questions in this area. If the report shows that you borderline mastered the area "II. Ethics" this means that you came close to mastering the material but did not answer enough questions correctly to have fully mastered this area. You will be required to retake the entire NPPE (all syllabus areas) and pass the exam in a future attempt.

Some study techniques that can be effective in preparing for the next examination administration:

- Reading the chapters in the textbook resources and making notes regarding what you learned, writing in your own words about the material covered
- Discussing with mentors and peers what the textbook resource content means in practical terms to a professional
- Completing the chapter questions, discussion topics, and assignments at the end of each chapter of the textbook resources will ensure that you have understood the material
- Although the NPPE is not a test of English language competence a minimal level of English language competence (e.g., approximately a grade 10 reading level) is required to read and comprehend the questions composing the NPPE. Improving your English language reading and comprehension skills may help improve performance on the examination

Mastery report:

Syllabus area	Percentage correct	Your performance*
I. Professionalism	75	Mastered
II. Ethics	45	Not mastered
III. Professional Practice	60	Borderline mastered
IV. Law for Professional Practice	30	Not mastered
V. Professional Law	78	Mastered
VI. Regulation of Members & Discipline Processes	71	Mastered

*Mastered = 70% or more of questions in a syllabus area were answered correctly; Borderline mastered = 55-69% of questions in a syllabus area were answered correctly; Not mastered = Less than 55% of the questions in a syllabus area were answered correctly.

If a candidate failed the NPPE it is because not enough questions were answered correctly to demonstrate minimal knowledge, skills, and ability in the blueprint areas covered on the exam. It is not possible to reverse calculate an equated NPPE score from the mastery reports. Candidates should focus their time and effort on studying the blueprint areas indicated in the mastery report where they did poorly. Candidates don't have to "master" every blueprint area, but the areas shown as "Not mastered" or "Borderline mastered" are the areas to focus study to prepare for a future attempt of the NPPE.



An example of a mastery report showing a clear fail is shown below. A candidate that received a mastery report like this can use it to focus study on all areas of the blueprint to prepare for the next attempt but especially in areas I, II, and IV where very little knowledge of the concepts was demonstrated.

Mastery report:

Syllabus/blueprint area	Percentage correct	Your performance*
I. Professionalism	50	Not Mastered
II. Ethics	42	Not Mastered
III. Professional Practice	66	Borderline Mastered
IV. Law for Professional Practice	42	Not Mastered
V. Professional Law	56	Borderline Mastered
VI. Regulation of Members & Discipline Processes	56	Borderline Mastered

*Mastered = 70% or more of questions in a blueprint area were answered correctly; Borderline mastered = 55-69% of questions in a blueprint area were answered correctly; Not Mastered = Less than 55% of the questions in a blueprint area were answered correctly.

An example of a mastery report showing a failure but where a candidate is closer to passing is shown below. A candidate that received a mastery report like this shows that they did well in areas I, III, IV, and V but not well enough in area II and VI. Focusing study on areas II and VI of the blueprint where very little knowledge of the concepts was demonstrated can help prepare for the next attempt of the exam.

Mastery report:

Syllabus/blueprint area	Percentage correct	Your performance*
I. Professionalism	88	Mastered
II. Ethics	68	Borderline Mastered
III. Professional Practice	72	Mastered
IV. Law for Professional Practice	73	Mastered
V. Professional Law	89	Mastered
VI. Regulation of Members & Discipline Processes	22	Not Mastered

*Mastered = 70% or more of questions in a blueprint area were answered correctly; Borderline mastered = 55-69% of questions in a blueprint area were answered correctly; Not Mastered = Less than 55% of the questions in a blueprint area were answered correctly.

Policies on the number of attempts that candidates have to pass the NPPE may vary by association. It is recommended that you contact your association for information regarding the number of attempts allowed for the NPPE. For Alberta APEGA applicants the attempt policies are listed on the APEGA website under Exam Results: <https://www.apega.ca/apply/exams/national-professional-practice-exam-nppe/>